


This MotoCAP safety rating applies to:


Brand	Ixon
Model	Exhaust
Type	Jacket - Textile
Date purchased	19 June 2024
Sizes tested	M and L
Test garment gender	Male
Style	All Purpose
RRP	\$359.95





Test Results Summary	Rating	Score
MotoCAP Protection Rating	★★	30.7
Abrasion	1/10	0.47
Burst	10/10	1342
Impact	7/10	50.0
MotoCAP Breathability Rating	★	0.123
Moisture Vapour Resistance	-	152.7
Thermal Resistance	-	0.314
Water resistance	7/10	5.7

This garment is fitted with impact protectors for the elbows and shoulders. A pocket is provided for an aftermarket back protector. There are no vents to allow airflow movement through the garment. This garment has a removable 2 in 1 thermal/water-resistant liner. The breathability rating above was achieved with the 2 in 1 thermal/water-resistant liner removed. When tested with the 2 in 1 thermal/water-resistant liner installed, the breathability rating remained at half a star.

Jacket and Pants - Crash Impact Risk Zones

This diagram is a pictorial representation of the crash impact risk Zones.



Zone 1	Zone 2	Zone 3	Zone 4
			
High risk of abrasion High risk of impact	High risk of abrasion	Medium risk of abrasion	Low risk of abrasion

Removable liners

Thermal liner	<input checked="" type="checkbox"/>
Water resistant liner	<input checked="" type="checkbox"/>

Removable impact protection

	Pockets	Armour
Elbow	<input checked="" type="checkbox"/>	<input checked="" type="checkbox"/>
Shoulder	<input checked="" type="checkbox"/>	<input checked="" type="checkbox"/>
Back	<input checked="" type="checkbox"/>	<input type="checkbox"/>
Chest	<input type="checkbox"/>	<input type="checkbox"/>

Abrasion Resistance

The jacket was tested for abrasion resistance in accordance with MotoCAP test protocols. The diagram below is a visual indication of the likely abrasion performance of the materials in each zone calculated from the data in the table below. The colour coding is based on the worst performing material in each zone.



Abrasion Resistance Performance

Abrasion rating	1/10
Abrasion score	0.47

Determining Criteria	Area	Good	Acceptable	Marginal	Poor
High abrasion risk	Zone 1 & 2	> 5.6	3.0 - 5.6	1.3 - 2.9	< 1.3
Medium abrasion risk	Zone 3	> 2.5	1.8 - 2.5	0.8 - 1.7	< 0.8
Low abrasion risk	Zone 4	>1.5	1.0 - 1.5	0.4 - 0.9	< 0.4

Individual Abrasion Resistance Results: - The table below shows the test results for time to abrade through all layers of the materials. Calculated for each sample by Zone, type and area coverage of each material as a proportion of that Zone. Abrasion times are capped at a maximum of 10.00s.

Abrasion time for each test (seconds)

Zone 1 & 2	Coverage (%)	Sample 1	Sample 2	Sample 3	Sample 4	Sample 5	Sample 6	Average	
Material A	40%	1.06	1.09	1.06	1.06			1.07	P
Material B	60%	0.71	0.65	0.48	0.75	0.66	0.51	0.63	P
Zone 3	Coverage (%)	Sample 1	Sample 2	Sample 3	Sample 4	Sample 5	Sample 6	Average	
Material B	100%	0.71	0.65	0.48	0.75	0.66	0.51	0.63	P
Zone 4	Coverage (%)	Sample 1	Sample 2	Sample 3	Sample 4	Sample 5	Sample 6	Average	
Material B	100%	0.71	0.65	0.48	0.75	0.66	0.51	0.63	M

Details of materials used in jacket

Material A	Quilted woven fabric shell with mesh inner liner
Material B	Laminated woven fabric shell with mesh inner liner

Burst Strength

The jacket was tested for burst strength in accordance with MotoCAP test protocols. The diagram below illustrates the burst strength results in terms of the likely performance of the garment in an impact and is a pictorial representation of the data from the table below.



Burst Strength Performance

Burst rating	10/10
Burst score	1342

Determining Criteria	Unit	Good	Acceptable	Marginal	Poor
Burst strength	(kPa)	> 1000	800 - 1000	500 - 799	< 500

Individual Burst Strength Results: - The table below shows the burst pressure in kilopascals (kPa) for each sample tested by Zone and the average result for each zone.

Burst pressure for each seam (kPA)

Area	Sample 1	Sample 2	Sample 3	Sample 4	Sample 5	Sample 6	Average	
Zones 1 & 2	1604	1260	1545	1220	1429	1407	1411	G
Zones 3 & 4	997	1008	1235	855	926	1369	1065	G

Impact Protection

The jacket was tested for impact protection and coverage in accordance with MotoCAP test protocols. The diagram below is a visual indication of the likely performance of each impact protector calculated from the data in the table below. The colour coding is based on the worst performing score for average or maximum force for each impact zone. Areas shaded black are not considered for impact protection ratings.



Impact Protection Performance

Impact rating	7/10
Impact score	50.0

Determining Criteria	Unit	Good	Acceptable	Marginal	Poor*
Impact force	(kN)	< 15	15 - 24	25 - 30	> 30

* Poor may also indicate that no impact protector, or impact protector pocket is present in the garment

Individual Impact Protector Results: - The table below shows the test results for each strike on each impact protector in kilonewtons (kN) and their area of coverage as a proportion (%) of the Zone. Individual strike results are capped at a maximum of 50kN.

Impact protector type	Elbow		Shoulder	
Average force (kN)	10.8	G	10.8	G
Maximum force (kN)	15.8	A	15.8	A
Coverage of Zone 1 area	85%		100%	
Coverage of Zone after displacement	70%		100%	

Individual Impact Protector Results: - The table below shows the test results for each strike on individual impact protectors in kilonewtons (kN) and the position of the strike. Individual strike results are capped at a maximum of 50kN.

Force transfer for each impact strike (kN)

Impact protector type	Elbow			Shoulder		
	Centre	Mid	Edge	Centre	Mid	Edge
Impact Protector 1	9.3	10.6	10.9	9.3	10.6	10.9
Impact Protector 2	9.6	10.5	15.8	9.6	10.5	15.8
Impact Protector 3	9.7	9.3	11.1	9.7	9.3	11.1

Breathability

The jacket was tested for breathability following the MotoCAP test protocols. The table below shows the moisture vapour resistance and the thermal resistance values obtained.

Without removable liners

Breathability rating	↘
Breathability score	0.123

With water-resistant liner

Breathability rating	↘
Breathability score	0.099

Moisture Vapour Resistance - R_{et} (kPa.m ² /W)	1	2	Average
Without removable liners	157.7	147.6	152.7
With water-resistant liner	292.9	285.8	289.3
Thermal Resistance - R_{ct} (K.m ² /W)	1	2	Average
Without removable liners	0.315	0.312	0.314
With water-resistant liner	0.490	0.466	0.478

Water spray and rain resistance

This jacket is advertised as water-resistant, and so has been tested for water spray and rain resistance according to the MotoCAP test protocols. The table below shows the water absorbed (ml) and the wetting proportion (%) of the garment and undergarments due to water absorption.

	Water absorbed by garment		Water absorbed by underwear		Water Resistance Performance	
	Volume (ml)	Percentage (%)	Volume (ml)	Percentage (%)		
Jacket 1	304	18%	17	6%	Water rating 7/10 Water Score 5.74	
Jacket 2	305	18%	18	6%		
Average	305	18%	17	6%		

Location of wetting

There was minor wetting to the cotton underwear present at the neck for both jackets tested.

Assessment Details.

Brand	Ixon
Model	Exhaust
Type	Jacket - Textile
Date purchased	19 June 2024
Tested by	AMCAF, Deakin University
Report approved by	MotoCAP Chief Scientist
Garment test reference	J24T37
Rating first published	August 2024
Rating updated	19 August 2024