


This MotoCAP safety rating applies to:


Brand	Ixon
Model	Eddas Lady
Type	Pants - Textile
Date purchased	20 February 2023
Sizes tested	L and M
Test garment gender	Female
Style	Tourer
RRP	\$499.00


Test Results Summary	Rating	Score
MotoCAP Protection Rating	★★	29.2
Abrasion	1/10	0.87
Burst	8/10	869
Impact	7/10	53.8
MotoCAP Breathability Rating	★★	0.364
Moisture Vapour Resistance	-	47.9
Thermal Resistance	-	0.290
Water resistance	9/10	1.5


This garment is fitted with impact protectors for the knees and hips. There are zipped vents in the upper legs to allow controlled airflow movement through the garment. The breathability rating is based on tests of the garment's materials when all vents are closed. The breathability of this product may be better when the vents can be opened. Breathability was measured without the removable thermal liner installed.


Jacket and Pants - Crash Impact Risk Zones


This diagram is a pictorial representation of the crash impact risk Zones.



Zone 1

 High risk of abrasion
 High risk of impact

Zone 2

 High risk of abrasion

Zone 3

 Medium risk of abrasion

Zone 4

 Low risk of abrasion

Removable liners

Thermal liner	<input checked="" type="checkbox"/>
Water-resistant liner	<input type="checkbox"/>

Removable impact protection

	Pockets	Armour
Knee	<input checked="" type="checkbox"/>	<input checked="" type="checkbox"/>
Hip	<input checked="" type="checkbox"/>	<input checked="" type="checkbox"/>

Abrasion Resistance

These pants were tested for abrasion resistance in accordance with MotoCAP test protocols. The diagram below is a visual indication of the likely abrasion performance of the materials in each zone calculated from the data in the table below. The colour coding is based on the worst performing material in each zone.



Abrasion Resistance Performance

Abrasion rating	1/10
Abrasion score	0.87

Determining Criteria	Area	Good	Acceptable	Marginal	Poor
High abrasion risk	Zones 1 & 2	> 5.6	3.0 - 5.6	1.3 - 2.9	< 1.3
Medium abrasion risk	Zone 3	> 2.5	1.8 - 2.5	0.8 - 1.7	< 0.8
Low abrasion risk	Zone 4	>1.5	1.0 - 1.5	0.4 - 0.9	< 0.4

Individual Abrasion Resistance Results: - The table below shows the test results for time to abrade through all layers of the materials. Calculated for each sample by Zone, type and area coverage of each material as a proportion of that Zone. Abrasion times are capped at a maximum of 10.00s.

Abrasion time for each test (seconds)

Zones 1 & 2	Coverage (%)	Sample 1	Sample 2	Sample 3	Sample 4	Sample 5	Sample 6	Average	
Material A	50%	1.37	1.24	1.06	1.38	1.05	1.04	1.19	P
Material B	50%	0.90	0.79	0.95	1.04	0.76	1.01	0.91	P
Zone 3	Coverage (%)	Sample 1	Sample 2	Sample 3	Sample 4	Sample 5	Sample 6	Average	
Material A	25%	1.37	1.24	1.06	1.38	1.05	1.04	1.19	M
Material B	75%	0.90	0.79	0.95	1.04	0.76	1.01	0.91	M
Zone 4	Coverage (%)	Sample 1	Sample 2	Sample 3	Sample 4	Sample 5	Sample 6	Average	
Material B	50%	0.90	0.79	0.95	1.04	0.76	1.01	0.91	M
Material C	50%	0.73	0.67	0.85	0.87	0.63		0.75	M

Details of materials used in pant

Material A	Coarse woven fabric shell and water-resistant layer
Material B	Woven fabric shell and water-resistant layer
Material C	Stretch fabric shell and water-resistant layer

Burst Strength

These pants were tested for burst strength in accordance with MotoCAP test protocols. The diagram below illustrates the burst strength results in terms of the likely performance of the garment in an impact and is a pictorial representation of the data from the table below.



Burst Strength Performance

Burst rating	8/10
Burst score	869

Determining Criteria	Unit	Good	Acceptable	Marginal	Poor
Burst strength	(kPa)	> 1000	800 - 1000	500 - 799	< 500

Individual Burst Strength Results: - The table below shows the burst pressure in kilopascals (kPA) for each sample tested by Zone and the average result for each zone.

Burst pressure for each seam (kPA)

Area	Sample 1	Sample 2	Sample 3	Sample 4	Sample 5	Sample 6	Average	
Zones 1 & 2	1561	614	785	883	884	342	845	A
Zones 3 & 4	904	812	1044	1351	778	924	969	A

Impact Protection

These pants were tested for impact protection and coverage in accordance with MotoCAP test protocols. The diagram below is a visual indication of the likely performance of each impact protector calculated from the data in the table below. The colour coding is based on the worst performing score for average or maximum force for each impact zone. Areas shaded black are not considered for impact protection ratings.



Impact Protection Performance

Impact rating	7/10
Impact score	53.8

Determining Criteria	Unit	Good	Acceptable	Marginal	Poor*
Impact force	(kN)	< 15	15 - 24	25 - 30	> 30

* Poor may also indicate that no impact protector, or impact protector pocket is present in the garment

Impact Protector Results: - The table below shows the average and maximum force transmitted through each impact protector type in kilonewtons (kN) and their area of coverage as a proportion (%) of the Zone.

Impact protector type	Knee		Hip	
Average force (kN)	15.9	A	10.8	G
Maximum force (kN)	21.0	A	11.9	G
Coverage of Zone 1 area	90%		120%	
Coverage of Zone after displacement	105%		100%	

Individual Impact Protector Results: - The table below shows the test results for each strike on individual impact protectors in kilonewtons (kN) and the position of the strike. Individual strike results are capped at a maximum of 50kN.

Force transfer for each impact strike (kN)

Impact protector type	Knee			Hip		
	Centre	Mid	Edge	Centre	Mid	Edge
Impact Protector 1	14.9	15.6	19.3	10.7	10.7	11.9
Impact Protector 2	12.5	13.5	21.0	10.1	10.8	10.7
Impact Protector 3	14.4	16.3	15.6	10.5	10.7	11.5

Breathability

These pants were tested for breathability following the MotoCAP test protocols. The table below shows the moisture vapour resistance and the thermal resistance values obtained.

Without removable liners

Breathability rating	★★
Breathability score	0.364

With water-resistant liner

Breathability rating	N/A
Breathability score	N/A

Moisture Vapour Resistance - R_{et} (kPa.m²/W)

	1	2	Average
Without removable liners	46.8	49.0	47.9
With water-resistant liner	N/A	N/A	N/A

Thermal Resistance - R_{ct} (K.m²/W)

	1	2	Average
Without removable liners	0.286	0.295	0.290
With water-resistant liner	N/A	N/A	N/A

Water spray and rain resistance

This pants are advertised as water-resistant, and so has been tested for water spray and rain resistance according to the MotoCAP test protocols. The table below shows the water absorbed (ml) and the wetting proportion (%) of the garment and undergarments due to water absorption.

	Water absorbed by garment		Water absorbed by underwear	
	Volume (ml)	Percentage (%)	Volume (ml)	Percentage (%)
Pants 1	198	16%	5.7	2.1%
Pants 2	166	13%	2.1	0.8%
Average	182	14%	3.9	1.5%

Location of wetting

There was no visible wetting to the cotton underwear for either pants tested.

Assessment Details.

Brand	Ixon
Model	Eddas Lady
Type	Pants - Textile
Date purchased	20 February 2023
Tested by	AMCAF, Deakin University
Report approved by	MotoCAP Chief Scientist
Garment test reference	P23T07
Rating first published	July 2023
Rating updated	11 July 2023