


This MotoCAP safety rating applies to:

Brand: Harley Davidson
Model: Ozello Perforated
Type: Glove - Leather
Date purchased: 8 February 2021
Sizes tested: XL and 2XL
Test glove gender: Male
Style: Cruiser
RRP: \$139.13

Test Results Summary:



	Rating	Score
MotoCAP Protection Rating	★★	2.9
Abrasion	10/10	5.40
Seam strength	2/10	5.5
Impact	1/10	0.0
Water resistance	N/A	N/A

These gloves are not fitted with impact protection. Perforated leather in the palm and thumb, provide continuous airflow within the glove..


Gloves - Crash Impact Risk Zones

This diagram is a pictorial representation of the crash impact risk Zones.



Impact protection

Knuckles 
 Palm 


Zone 1


 High risk of impact
 High risk of abrasion

Zone 2


 High risk of abrasion

Zone 3


 Medium risk of abrasion

Abrasion Resistance

The gloves were tested for abrasion resistance in accordance with MotoCAP test protocols. The diagram below is a visual indication of the likely abrasion performance of the materials in each Zone calculated from the data in the table below. The colour coding is based on the worst performing material in each zone.



Abrasion Resistance Performance

Abrasion rating	10/10
Abrasion score	5.40

Determining Criteria	Area	Good	Acceptable	Marginal	Poor
High abrasion risk	Zone 1 & 2	> 4.0	2.7 - 4.0	1.2 - 2.6	< 1.2
Medium abrasion risk	Zone 3	2.5	1.8 - 2.5	0.8 - 1.7	< 0.8

Individual Abrasion Resistance Results: - The table below shows the test results for time to abrade through all layers of the materials. Calculated for each sample by Zone, type and area coverage of each material as a proportion of that Zone. Abrasion times are capped at a maximum of 10.00s.

Abrasion time for each test (seconds)

Zones 1	Coverage (%)	Sample 1	Sample 2	Sample 3	Sample 4	Sample 5	Sample 6	Average	
Material A	60%	7.97	9.29	8.97	9.02	7.95	2.79	7.67	G
Material B	40%	3.35	3.37	3.31	3.27	3.43		3.35	A
Zone 2	Coverage (%)	Sample 1	Sample 2	Sample 3	Sample 4	Sample 5	Sample 6	Average	
Material C	30%	6.26	4.17	6.77	6.13	7.88		6.24	G
Material B	70%	3.35	3.37	3.31	3.27	3.43		3.35	A
Zone 3	Coverage (%)	Sample 1	Sample 2	Sample 3	Sample 4	Sample 5	Sample 6	Average	
Material C	100%	6.26	4.17	6.77	6.13	7.88		6.24	G

Details of materials used in glove - derived from manufacturer provided information

Material A	Leather shell, foam layer and fabric inner liner
Material B	Perforated leather shell
Material C	Leather shell

Seam Tensile Strength

The tensile strength of the gloves seams and glove restraint (the force required to drag off a properly fastened glove) were tested in accordance with MotoCAP test protocols. The diagram below illustrates the tensile strength and wrist restraint results in terms of the likely performance of the glove in a crash and is a pictorial representation of the data from the tables below.



Seam Strength Performance

Seam strength rating	2/10
Seam strength score	5.5

Determining Criteria	Unit	Good	Acceptable	Marginal	Poor
Seam tensile strength	(N/mm)	> 11	9 - 11	6 - 8.9	< 6
Glove restraint	(N)	> 200	100 - 200	50 - 99	<50

Individual Seam Strength Results: - The table below shows the seam tensile strength in newtons per millimeter (N/mm) for each seam tested by Zone and the average result for each Zone.

Seam tensile strength (N/mm)

Area	1	2	3	4	5	Average	
Zones 1 & 2	12.79	10.20	12.01	9.40	11.92	11.26	G
Zone 3	6.88	11.43	13.80	8.88	2.66	8.73	M

Individual Glove Restraint Results: - The table below shows the force required to remove the restrained glove in newtons (N) for each of the five gloves tested and the average result.

Glove restraint (N)

Glove	1	2	3	4	5	Average	
Wrist restraint	110.2	101.6	101.6	103.7	118.7	107.2	A

Impact Protection

These gloves were not tested for impact protection as impact protection was not fitted to the gloves. The diagram below is a visual indication of the likely performance of each impact protector calculated from the data in the table below. The colour coding is based on the worst performing score for average or maximum force for each impact zone. Areas shaded black are not considered in the impact protection ratings.



Impact Protection Performance

Impact rating	1/10
Impact score	0.0

Determining Criteria	Unit	Good	Acceptable	Marginal	Poor
Impact force	(kN)	< 2	2 - 4.9	5 - 8	> 8

* Poor may also indicate that no impact protector is present in the glove

Impact Protector Results: - The table below shows the test results for each strike on each impact protector in kilonewtons (kN) and their area of coverage in percentage (%) within the Zone. Impact forces are capped at a maximum of 10.0kN.

Impact protector type	Knuckles	Palm
Average force (kN)	P	P
Maximum force (kN)	P	P
Coverage of zone 1 area	0%	0%

Individual test results: - The table below shows the test results for each strike on each impact protector in kilonewtons (kN) and the position of the strike. Impact forces are capped at a maximum of 10.0kN.

Impact protector type	Knuckles			Palm	
	1	2	3	1	2
Strike number					
Impact Protector 1					
Impact Protector 2					
Impact Protector 3					

Water spray and rain resistance

This glove has not been advertised as water resistant so has not been tested for water spray and rain resistance.

Assessment Details.

Brand	Harley Davidson
Model	Ozello Perforated
Type	Glove - Leather
Date purchased	8 February 2021
Tested by	AMCAF, Deakin University
Report approved by	MotoCAP Chief Scientist
Garment test reference	G20L11
Rating first published	September 2021
Rating updated	30 September 2021